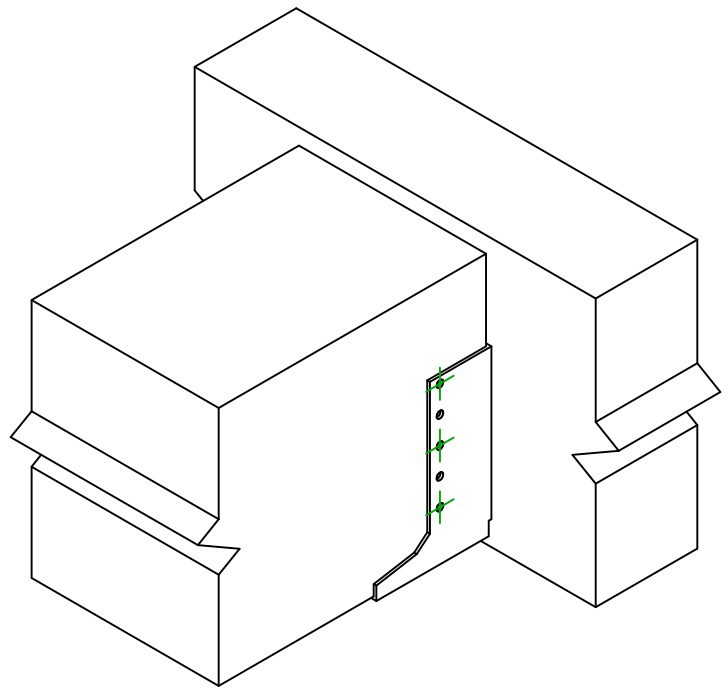
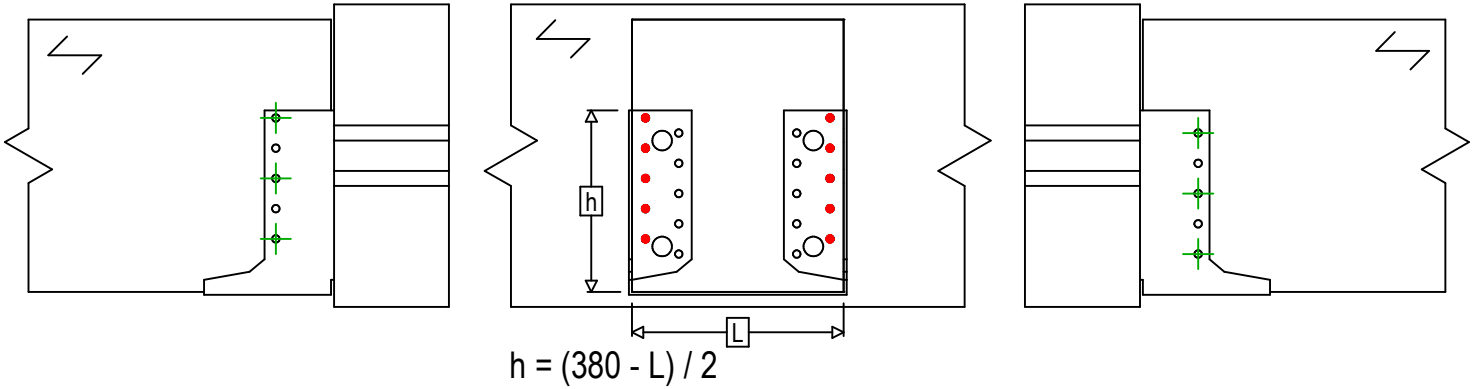







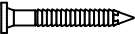






<b>Referencia</b> =	BSIN380	
<b>Fijaciones</b> =	Madera sobre madera	Viga sobre viga
<b>Sistema de fijación</b> =	Clavado parcial	



Fijaciones Soporte	Símbolo	Fijaciones	Fijaciones		Ctd	
		CNA  	CNA4.0X35 / CNA4.0X50			10
CSA  		CSA5.0X35 / CSA5.0X40				
-		-				
Fijaciones Viga Secundaria	Símbolo	Fijaciones	L < 64mm	L > 64mm	Ctd	
		CNA  	CNA4.0X35	CNA4.0X50		6
		CSA  	CSA5.0X35	CSA5.0X40		